



## LINEA: Speaker connector canvas

**30493.C**

Smart systems&products / By-me Plus / LINEA / Devices

### Speaker connector canvas

Spring connector for speaker, canvas

### Product Status

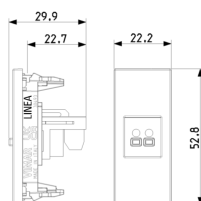
3 - Active

### Minimum order quantity

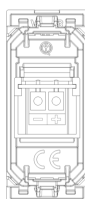
1 NR



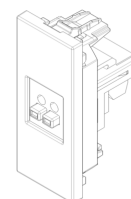
## Drawings



Space view



Backside view



3D View

# Technical data

- **Class group:** Domestic switching devices
- **Class:** Insert/cover for communication technology
- **Assembly arrangement:** Modular device for domestic switching devices
- **Utilization:** Other
- **Support ring:** No
- **With dust cover:** No
- **With hinged lid:** No
- **Outlet direction:** Straight
- **Imprintable label:** Without indication field
- **With imprint:** No
- **Mounting method:** Flush-mounted
- **Material:** Plastic
- **Material quality:** Thermoplastic
- **Halogen free:** Yes
- **Anti-bacterial treatment:** No
- **Surface protection:** Untreated
- **Surface finishing:** Matt
- **Colour:** Beige
- **RAL-number (similar):** 7032
- **Transparent:** No
- **Type of fastening:** Engage (snap)
- **Number of modules (module system):** 1
- **With buses/couplings:** No
- **Suitable for number of connectors:** 1
- **With strain relief:** No
- **Shielded buses:** No
- **Shielded housing:** No
- **Luster terminal:** No
- **With lighting:** No
- **Suitable for degree of protection (IP):** IP20
- **Device width:** 22,20 mm
- **Device height:** 52,80 mm
- **Device depth:** 29,90 mm

# Certifications

- 00. CE Marking - EU
- 99. WEEE Directive ([download](#))

# Packaging



<b>Code</b>	8007352702790	<b>Code</b>	8007352702806
<b>Quantity</b>	1 NR	<b>Quantity</b>	10 NR
<b>Dim.</b>	5.2x4.3x5.6 [cm]	<b>Dim.</b>	23x11x6.5 [cm]
<b>Weight</b>	22.6 [g]	<b>Weight</b>	294.6 [g]

# Legal

Vimar reserves the right to change at any time and without notice the characteristics of the products reported. Installation should be carried out by qualified staff in compliance with the current regulations regarding the installation of electrical equipment in the country where the products are installed. For the terms of use of the information on the product info sheet see [Conditions of Use](#).